

# 9'x5'x6' (ID) Doghouse Vault

120-60905  
L1006-7236

## PRODUCT INFORMATION

9'x5'x6' (ID)  
UTILITY VAULT  
VAULT = 12,600 #  
LID = 3,300 #  
\*Design may vary

## SPECIFICATIONS

MEETS ASTM C858 & C857

RATING: NON-TRAFFIC

CONCRETE TO BE 4,000 PSI  
@ 28 DAYS

REINFORCING BAR MEETS  
ASTM A 615

10" STEPS ON 12" CENTERS

BUTYL SEALANT MEETING ASTM  
C 990 TO BE USED ON JOINTS

ACCESS HATCH SHALL BE  
FABRICATED WITH 1/4"  
ALUMINUM DIAMOND PLATE  
DESIGNED TO SUPPORT 300 psf  
72"x36" FRAME OPENING  
EQUIPPED WITH: SLAM LOCK,  
PUSH MOUNT LIFT HANDLE,  
HOLD-OPEN ARM, SS HARDWARE  
AND HINGES

DOGHOUSE SIZE & LOCATION  
MAY VARY UPON REQUEST

CALL FOR ADDITIONAL SPECS



## DRAWING INFORMATION

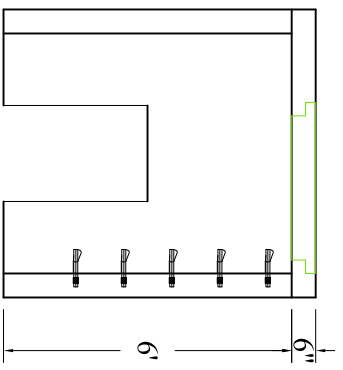
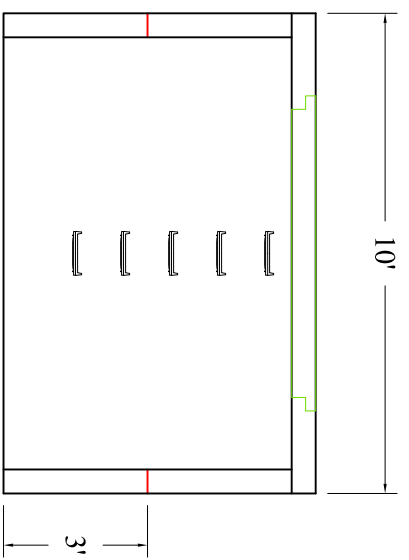
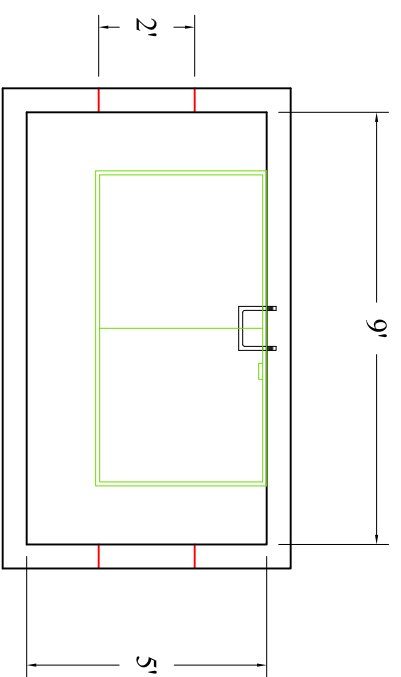
Drawn By: JJG  
Checked By: \_\_\_\_\_  
Revision: 1  
Date: 2/6/17

APPROVED BY: \_\_\_\_\_

print: \_\_\_\_\_

sign: \_\_\_\_\_

\*actual dimensions may vary slightly



**BARTOW  
PRECAST**

Scale: 1/4" = 1'

770.382.4462  
sales@bartowprecast.com  
WWW.BARTOWPRECAST.COM